

EICS Transportation Notifications

Elk Island Catholic School (EICS) Transportation is pleased to share with the EICS community that there is now increased awareness for parents and guardians regarding EICS bus arrivals and possible delays through our transportation software program BusPlanner. This new app will allow parents and caregivers to see the details of current routes, stops and transfers relating to their children on EICS transportation.

This Bus Planner will also advise parents about delayed/cancelled buses!

With this new system, parents now gain access to the following:



- 1) The BusPlanner Parent Portal, located here <https://eics.mybusplanner.ca/Default.aspx>, lets parents view details of the routes, stops and transfers relating to their children

HOLY SPIRIT (HS): 2		Eligibility: Walker TravelCode: 8:Schedule: Every Day Ineligible	
To School:			
Pickup:	8:04 AM		Route: 40
Transfer Dropoff:	8:18 AM	TRANS HS @ ABJ (BUS 40 TO 49)	Operator:Elk Island Catholic School
Transfer Pickup:	8:18 AM	TRANS HS @ ABJ (BUS 40 TO 49)	Route: 49
Drop off:	8:35 AM	SCHOOL: HOLY SPIRIT	Operator:Elk Island Catholic School
From School:			
Pickup:	3:15 PM	SCHOOL: HOLY SPIRIT	Route: 49
Transfer Dropoff:	3:30 PM	TRANS HS @ ABJ (BUS 49 TO 40)	Operator:Elk Island Catholic School
Transfer Pickup:	3:32 PM	TRANS HS @ ABJ (BUS 49 TO 40)	Route: 40
Drop off:	3:44 PM		Operator:Elk Island Catholic School

Example breakdown of a potential student's transportation



- 2) The BusPlanner Notification system, where email alerts to parents will be triggered for issues which would impact transportation on a route by route or school by school basis
- 3) The BusPlanner Delays app, which both parents and students can install on a mobile (hand-held) device, and which allows them to subscribe to and receive BusPlanner notifications through push notifications



Using the BusPlanner website

	<ol style="list-style-type: none"> a) Access the website at https://eics.mybusplanner.ca/Default.aspx b) Click "Parent Portal" and use the Username and Password you have set up in order to log in c) Click "Delays and Cancellations" in the upper right hand corner to view all notices which are currently in effect.
	<ol style="list-style-type: none"> d) Use the menu on the left to navigate through the various functions, including adding additional school or route subscriptions, reviewing student transportation information, and managing your account settings.

Please create the BusPlanner Website 1st. You will need your child's Alberta Student Number it is 9 digits and can be located on powerschool. This links the student to the bus and gives you the route number. You need the route number to set up BusPlanner App.

Using the BusPlanner Delays App

	<p>To install the BusPlanner Delays app, please do the following:</p> <ol style="list-style-type: none"> Search your app store (available for both Apple and Android devices) for the app with that exact name and install it at no charge.
	<ol style="list-style-type: none"> Open the App and click Settings. Use access code eics to activate the App for our school division.

<p>How would you like to receive notifications?</p> <p>For My Child's Transportation</p> <p>For My School(s)</p> <p>All Notifications</p>	<ol style="list-style-type: none"> Click on each notification type to set up your preferences <ul style="list-style-type: none"> Click "For My Child's Transportation" to receive notifications related to <u>transportation routes</u> Click "For My Schools" to receive notification when a <u>school is closed</u>. <p>Please ensure you set up both sets of preferences to receive notifications.</p> <p>How to find your child's bus route on their EICS Bus Pass:</p>  <p>Front of card</p>
	 <p>Back of card: Shows School name and below are the School bus route numbers.</p>